









Early Mobilization with LINET

Start here	Level 1	Level 2	Level 3	Level 4
Nurses activities				
If the patient fails this criterias start with level 1, if the patient passes continue to level 2. Done within 24 hours of admission.	Patient Assessment: RASS -5 to -3 SAS 1-3	Patient Assessment: RASS > -3 to -1 SAS > 3	Patient Assessment: RASS 0 - +1 SAS > 3	Patient Assessment: RASS 0 - +1 SAS > 4
Basic Assessment	Fails Basic Assessment (reassess in 24 hrs)	Passes Basic Assessment	Passes Basic Assessment	Passes Basic Assessment
Neurology ICP less 15mmHg (if messured) Respiratory SpO ₂ > 88% or Pao ₂ / FiO ₂ > 250 PEEP < 10 or not increasing Arterial pH > 7.25 Cardiovascular HR > 50 < 140 MAP > 55 < 140 SBP > 90 < 200 Vassopressor infusion no new or increasing No new arrhythmia, DVT, PE	- HOB 30° STOP - Turning Q2hrs (assisted) - Consider using Automatic lateral therapy (see the ALT protocol) - Reverse Trendelenburg with foot board reversed for weight bearing - PROM for all extremities - Micro-Shifting if patient is too unstable for ALT	- ALT - HOB 30° STOP - Turning Q2hrs (assisted) - Chair position - Reverse Trendelenburg with footboard reversed for weight bearing	- HOB 30° STOP - Turning Q2hrs (self/assisted) - Chair position - Sitting edge of the bed	- HOB 30° STOP - Turning Q2hrs (self/assisted) - Sitting in bedside chair - Walking with or without assistance
Fails Start level 1				
Passes Start level 2				
Assess to level 1 or 2	Tolerates Level 1 Continue to LEVEL 2	Tolerates Level 2 Continue to LEVEL 3	Tolerates Level 3 Continue to LEVEL 4	Tolerates Level 4 Continue walking longer distances

Early Mobilization with LINET

Start here	Level 1	Level 2	Level 3	Level 4
Physiotherapy				
When patient meets the basic assessment criteria and is ready to progress to level 2 order a PT/OT evaluation.	Patient Assessment: RASS -5 to -3 SAS 1-3	Patient Assessment: RASS > -3 to -1 SAS 4-5	Patient Assessment: RASS 0 - +1 SAS 4-5	Patient Assessment: RASS 0 - +1 SAS 4-5
Basic Assessment	Fails Basic Assessment (re-evaluate in 24 hrs.)	Passes Basic Assessment	Passes Basic Assessment	Passes Basic Assessment
Neurology ICP less 15mmHg (if measured) Respiratory SpO ₂ > 88% or Pao ₂ / FiO ₂ > 250 PEEP < 10 or not increasing Arterial pH > 7.25 Cardiovascular HR > 50 < 140 MAP > 55 < 140 SBP > 90 < 200 Vasopressor infusion no new or increasing No new arrhythmia, DVT, PE	- Therapy not indicated	- Active Assisted ROM UE/LEs on all planes, use the following features of the bed to assist in achieving all planes; turn assist, vascular position, reverse Trendelenburg with foot board reversed, and chair - Bed mobility skills/core strengthening using turn assist and vascular position	- Active ROM UE/LEs . - Weight bearing activities in reverse Trendelenburg with the foot board reversed - Balance activities in chair position and sitting EOB using mobilization button and mobi-lift - Standing activities using turn assist and mobi-lift. - Transfer training to chair	- Resistance exercises - High-level balance activities - Endurance exercises - Progress walking and gait training - ADLs
Fails PT is not recommended re-evaluate in 24 hours Passes Start level 2				
Assess to level 1 or 2	Tolerates Level 1 Continue to LEVEL 2	Tolerates Level 2 Continue to LEVEL 3	Tolerates Level 3 Continue to LEVEL 4	Tolerates Level 4 Continue walking longer distances

